

Quick Order for Magento 2

Quick Order Extension for Magento 2

1. Overview

The Quick Order extension for Magento 2 streamlines the purchasing process by allowing customers to add multiple products to their cart quickly without navigating through the full catalog. Products can be added using direct SKU entry, product name search with autocomplete, or bulk CSV upload, making the process faster and more efficient.

This extension is especially useful for B2B buyers, wholesalers, and corporate customers who regularly place bulk or repeat orders. By reducing catalog browsing and minimizing clicks, it significantly improves ordering speed and accuracy.

The CSV upload feature further enhances efficiency by validating SKUs, quantities, and stock in a single step. Customers can adjust quantities directly in the Quick Order grid before checkout, ensuring flexibility and reducing errors.

For businesses, the extension enhances user experience, order efficiency, and customer loyalty, aligning Magento 2 with modern B2B eCommerce workflows while also benefiting frequent B2C shoppers.

2. Features

SKU / Product Search

- Search for products directly by SKU or product name from a single form.
- Integrated autocomplete provides real-time product suggestions for faster selection.

Bulk Add to Cart

- Enter multiple SKUs along with quantities in one step.
- Add all specified items to the cart with a single click, reducing manual entry.

CSV Upload

- Upload a CSV file containing SKUs and quantities for bulk ordering.
- The system automatically validates product data and displays items with price, stock availability, and required options.

Support for All Product Types

- Compatible with simple, configurable, bundle, virtual, and downloadable products.
- Supports option selections such as configurable attributes, swatches, and custom options directly within the quick order list.

Dynamic Product Rendering

- Displays product images, prices, and subtotal inline for each item.
- Provides an at-a-glance view of all products before checkout.

Pagination

- Large product lists are displayed with pagination controls.

Add All to Cart Button

- A single button enables customers to add all listed products to the shopping cart at once.
- Simplifies the checkout workflow, especially for bulk and repeat orders.

3. Step-by-step installation via composer

```
composer require magebytesoft/module-quickorder
bin/magento setup:upgrade
bin/magento setup:di:compile
bin/magento setup:static-content:deploy -f
bin/magento cache:flush
```

4. Step-by-Step Installation (Manually)

Step 1: Download the Module File:

- Place it under app/code/Magebytesoft/Base
 - Connect to your Magento server using SSH or FTP.
 - Navigate to the root directory of your Magento installation.
 - Upload the module package to the app/code/ directory. If the directories do not exist, create them.
- If you are on a local server, navigate to the app/code/ directory and then extract the file.

Step 2: Extract the Files:

- If the module package is a compressed file (e.g., .zip or .tar.gz), extract its contents into the app/code directory.

Step 3: Enable the Module:

- Run the following command to enable the module:

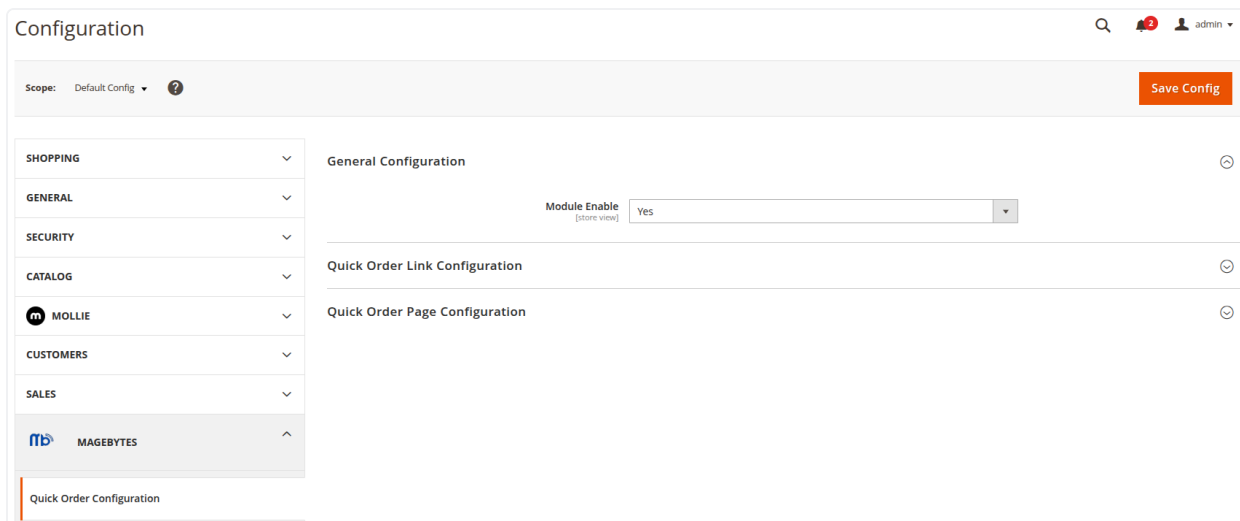
```
php bin/magento module:enable Magebytessoft_Quickorder
php bin/magento setup:upgrade
php bin/magento setup:di:compile
php bin/magento setup:static-content:deploy
php bin/magento cache:flush
```

5: Verify Module Installation

- Access the Magento Admin Panel.
- Navigate Magebytes-> Quick Order Configuration.
- You can also go to Stores > Configuration > MageBytes > Quick Order Configuration.

For General Configuration

- Enable the module.



For Quick Order Link Configuration

Label

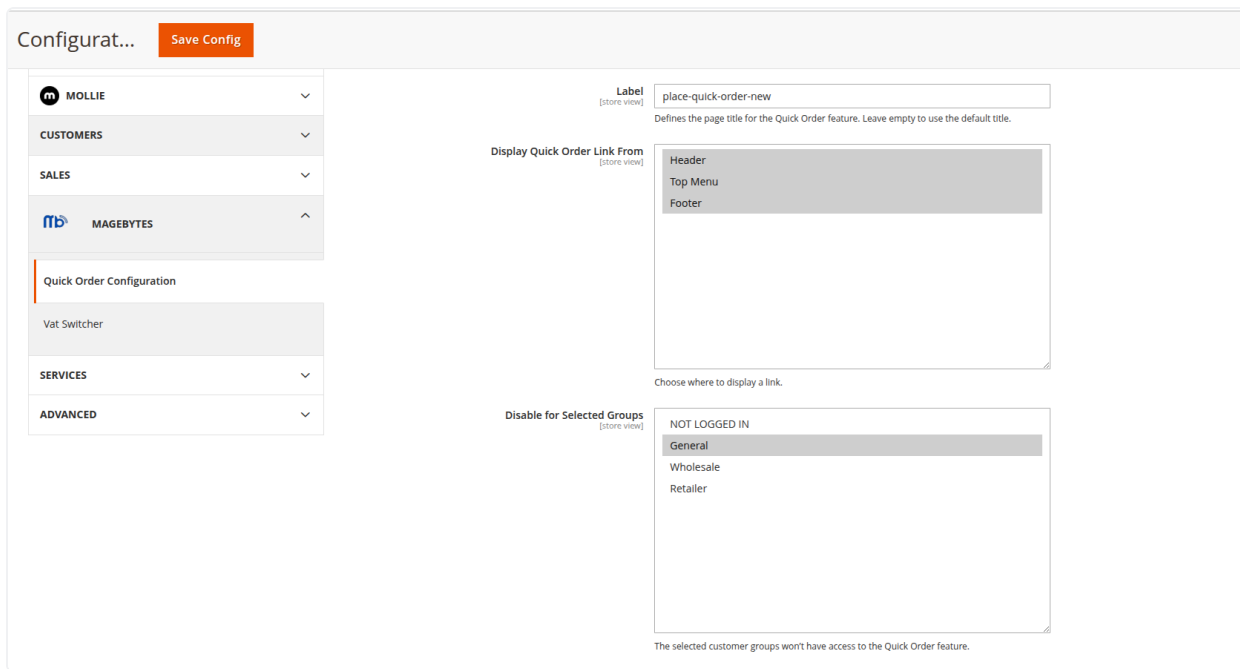
- Enter the link name (e.g., *Quick Order*).

Display Quick Order Link From

- Select where the link should be displayed.

Disable for Selected Groups

- The selected customer groups will not have access to the Quick Order feature.



Quick Order Page Configuration

Maximum Search Results Displayed

- Set the number of results to display in autocomplete. A smaller number is recommended, as showing too many results may slow down performance.

Disable Uploads for Specific Customer Groups

- The CSV upload button will be disabledisable for the selected customer groups. Use this setting to prevent file uploads by guests or unauthorized users..

Products per Page on List – Allowed Values

- Enter comma-separated values.

Products per Page on List – Default Value

- The default value must be one of the allowed values.

Disable by Category

- Select the categories where the table mode will be unavailable.

Configurat... Save Config

The selected customer groups won't have access to the Quick Order feature.

Quick Order Page Configuration

Maximum Search Results Displayed (Score View):
Choose how many results to show in the autocomplete. Showing too many may slow things down, so smaller numbers work best.

Maximum Quantity Allowed to Add (Score View):
Limit how many items users can add to the Quick Order grid. A maximum of 100 is recommended to reduce server load.

Disable Uploads for Specific Customer Groups (Score View): NOT LOGGED IN
 General
 Wholesale
 Retailer
Selected customer groups will be restricted from uploading files to add products to the Quick Order grid. Use this setting to prevent file uploads by guest or unauthorized users.

Products per Page on List Allowed Values (Score View):
Comma-separated.

Products per Page on List Default Value (Score View):
Must be in the allowed values list.

Disable by Category (Score View): ---Pants
 ---Shorts
 Men
 ---Tops
 ---Jackets
 ---Hoodies & Sweatshirts
 ---Tees
 ---Tank
 ---Bottoms
 ---Pants
 ---Shorts
Choose Categories where table mode is unavailable.

6 Frontend Feature

Displayed Quick Order Link URL in

- Header.
- Top Menu.
- Footer.

Quick Order Sign In or Create an Account USD - US Dollar Vat Switcher

mb MageBytes Search entire store here...

What's New Women Men Gear Training Sale Custom **Quick Order**

Quick Order
Add multiple products to your cart quickly and easily

Search Products: Multiple SKUs:
Example: ABC123, DEF456, GHI789 Add Product Add Multiple SKUs Upload CSV File

Search for products, enter multiple SKUs, or upload a CSV file with product SKUs and quantities to get started.

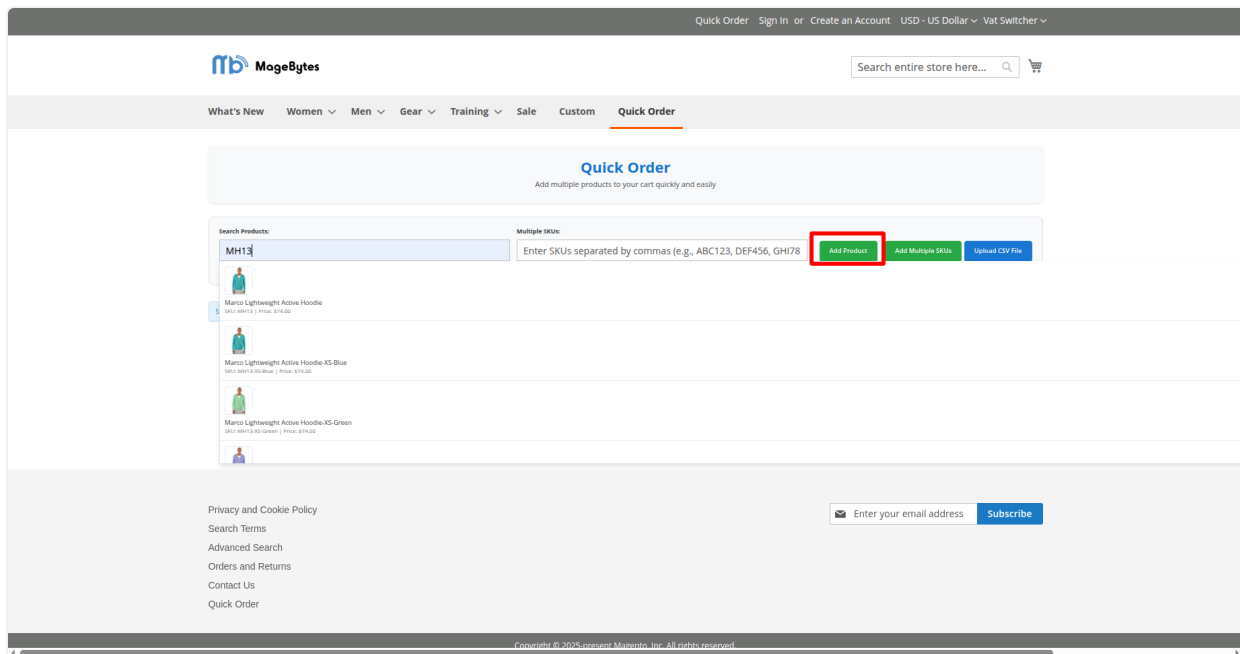
Privacy and Cookie Policy
 Search Terms
 Advanced Search
 Orders and Returns
 Contact Us
Quick Order

Subscribe

Copyright © 2025-present Magento, Inc. All rights reserved.

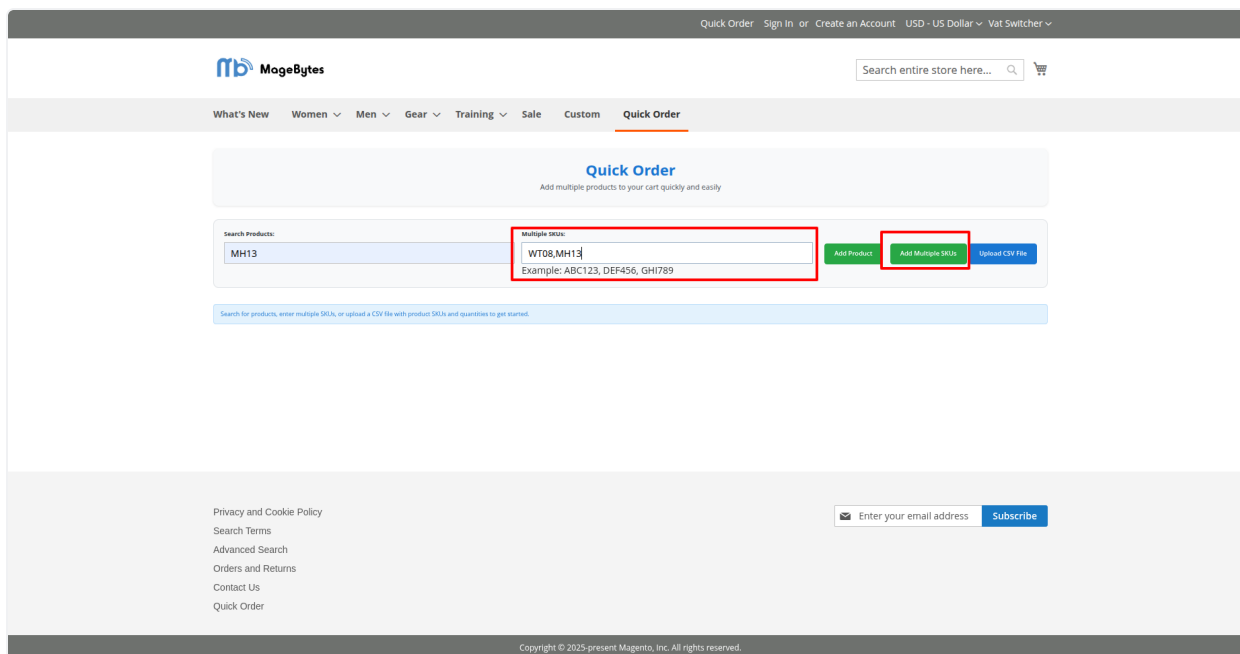
Search by SKU or Name

- Enter a product name or SKU to find the product quickly.



Multiple SKU search

- Enter multiple SKUs at once to search for several products together.



Upload by CSV

- Upload a CSV file containing SKU and quantity to add products in bulk.

Quick Order

Add multiple products to your cart quickly and easily

Search Products: Multiple SKUs: Enter SKUs separated by commas (e.g., ABC123, DEF456, GH789). Example: ABC123, DEF456, GH789

Images	Product details	Qty	Subtotal	Action
	Joust Duffle Bag SKU: 24-88071	<input type="text" value="6"/>	\$264.00	<input type="button" value="Remove"/>

Images	Product details	Qty	Subtotal	Action
	Ajax Full-Zip Sweatshirt SKU: M312	<input type="text" value="8"/>	\$362.00	<input type="button" value="Remove"/>

Size*
 M L XL XXL

Color*
 Blue Green Red

Grand Total \$756.00

Show:

Page 1 of 1